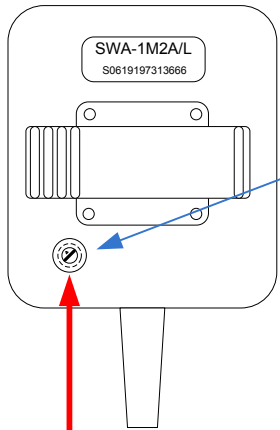
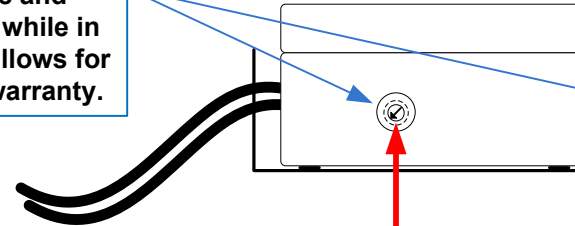


Portable-Only Wireless code-matching




16-7002
Waterproof hole plug

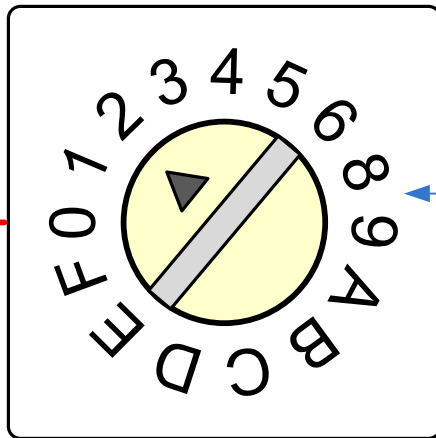
The waterproof plug and nylon screw must each be installed in the SuperMic and handlebar transmitter respectively while in service. Not installing these items allows for water incursion and may void the warranty.



21-2600
Nylon machine screw

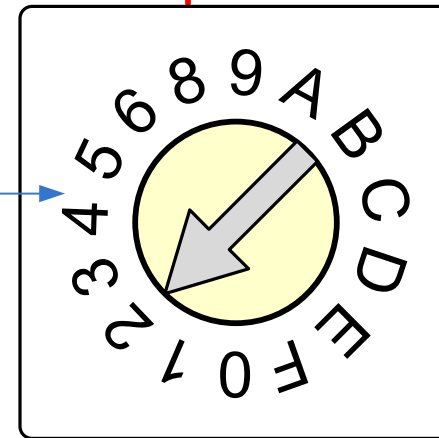


16-0002
Rubber gasket



Encoder on Liberator Mic (SW_-1___).
Accessible through the plugged hole on the lower rear of the hand Mic enclosure.

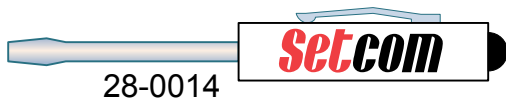
Note the difference between the two encoder dials. The arrow indicators are different as well as the location of the codes.



Encoder on Liberator handlebar unit (MW_-31).
Accessible via the large threaded Nylon screw on the side of the unit.



Customer supplied service tool for nylon screw



28-0014

The handlebar unit is shipped with a flathead screwdriver. This tool is for syncing the handlebar unit to the SuperMic at installation and then given to the end user to allow matching of equipment over the life of the system.

SuperMic and Handlebar unit must also be on the same **Code Block** to match properly. Units are factory-set for Code Block zero unless otherwise specified. A Code Block other than zero is indicated by an addition to the model number of the unit (for example, MWH-31-C08 would indicate Code Block eight). Contact Setcom for more information.