

Installation Information

Radio Interface for 15-Pin Accessory Connector on RF Deck

RX Audio from Power and speaker connector

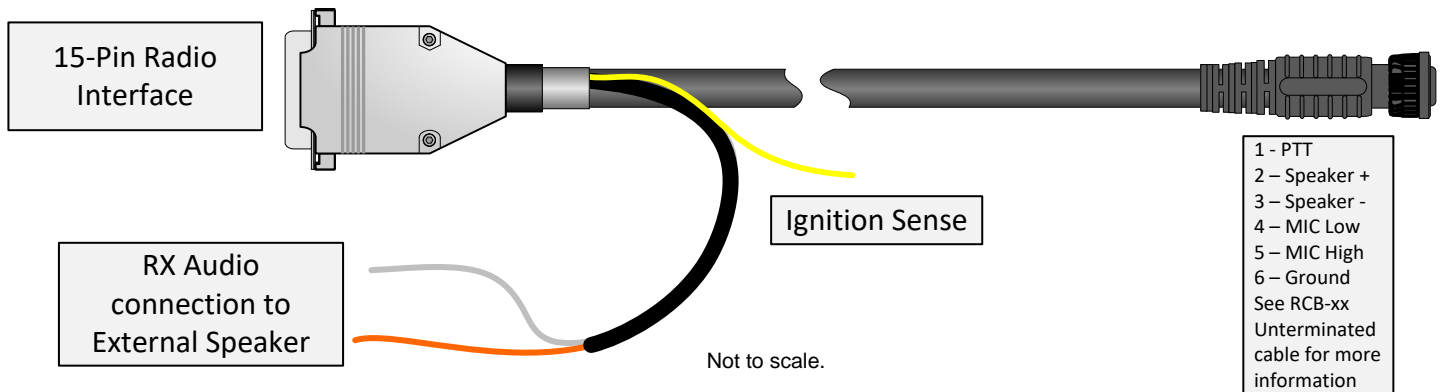
Radio must be set to "Unmute" mode and valid CTCSS Tone must be added to programming set-up

Pin 4 AUX_GPI3 comes factory Default with LK2M fitted and set to Active High (Ignition Sense)

Pin 12 AUX_GPI1 Program to PTT Active Low

OTHER NOTES: ZA pulls Rx audio from external speaker. ZB pulls Rx audio from 15-pin connector.

RCB-xxZA Cable



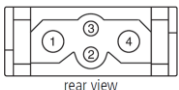
Rear View

TM8000


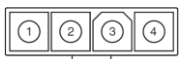
Power and External Speaker connector

- 1. GND
- 2. SPK-
- 3. SPK+
- 4. 13V8 BATT

>25W radio



25W radio



Radio Interface

15-Pin Radio Interface

