

Portable Only Wireless Reference Guide

To Pair a SpeakerMic and PTT Transmitter:

- With the SpeakerMic attached to the portable radio, hold down the PTT button on the SpeakerMic and turn on the radio, the Status LED will slowly flash RED twice, then it will begin fast GREEN flashing.
- Release the PTT button, unit is now in Pairing Mode.
- Turn on the power to the PTT Transmitter, the Status LED will slowly flash RED once, then it must enter Search Mode or Sleep Mode, It must not be in Linked Mode.
- Tap the PTT button on the PTT Transmitter 3 times rapidly “triple-tap”, the PTT Transmitter will enter Pairing Mode.







Once the SpeakerMic and PTT Transmitter are placed into Pairing Mode, they will establish a “Link” within a few seconds. Once this happens, the Status LED on both units will briefly flash GREEN every 2 seconds to indicate the units are Linked. Wireless PTT function from the Transmitter will now operate. A SpeakerMic and PTT Transmitter that have been Linked will retain that Link information when powered off. When powered on again, they will re-establish the Link within a few seconds.

Only one SpeakerMic can be paired to one PTT Transmitter at any time, there cannot be multiple pairings.

Pair only one SpeakerMic and PTT Transmitter at a time.

Simply follow the procedures above if for any reason it is necessary to pair a SpeakerMic or PTT Transmitter to a different unit than the one it is currently paired with.

Status LED Chart

LED Indications		Status
RED flashes		Seen during power on, 2 flashes on the SpeakerMic, 1 flash on the PTT Transmitter.
Fast GREEN flashing		Indicates that a SpeakerMic or PTT Transmitter is in Pairing Mode and is seeking another unit that is also in Pairing Mode, to establish a Link.
Slow GREEN flashing every 2 seconds		Indicates that a unit is in Linked Mode.
Fast ORANGE flashing		Indicates that a unit is in Search Mode and searching for its previously Linked “partner”.
LED turns off after power up RED flash(s)		Indicates the unit is in Sleep Mode and is not Linked to another unit.
Steady RED		Indicates an Error, see troubleshooting tips p9.

The Portable Only Wireless SpeakerMic and PTT Transmitter are used for remote PTT control of a portable radio connected to a Setcom SpeakerMic. They must be paired for wireless PTT to function.



Technical Issues, Questions? Call 650-965-8020